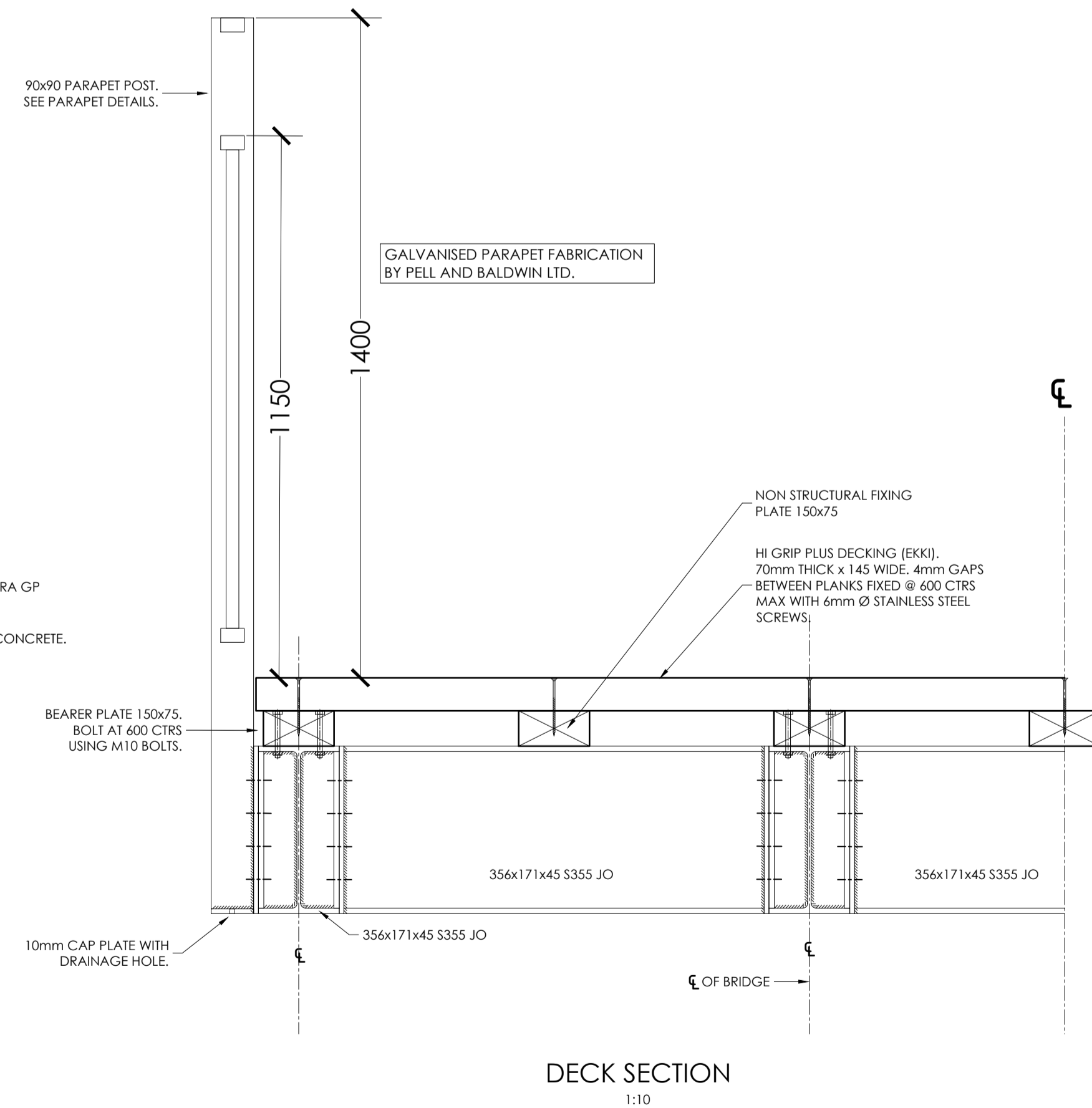
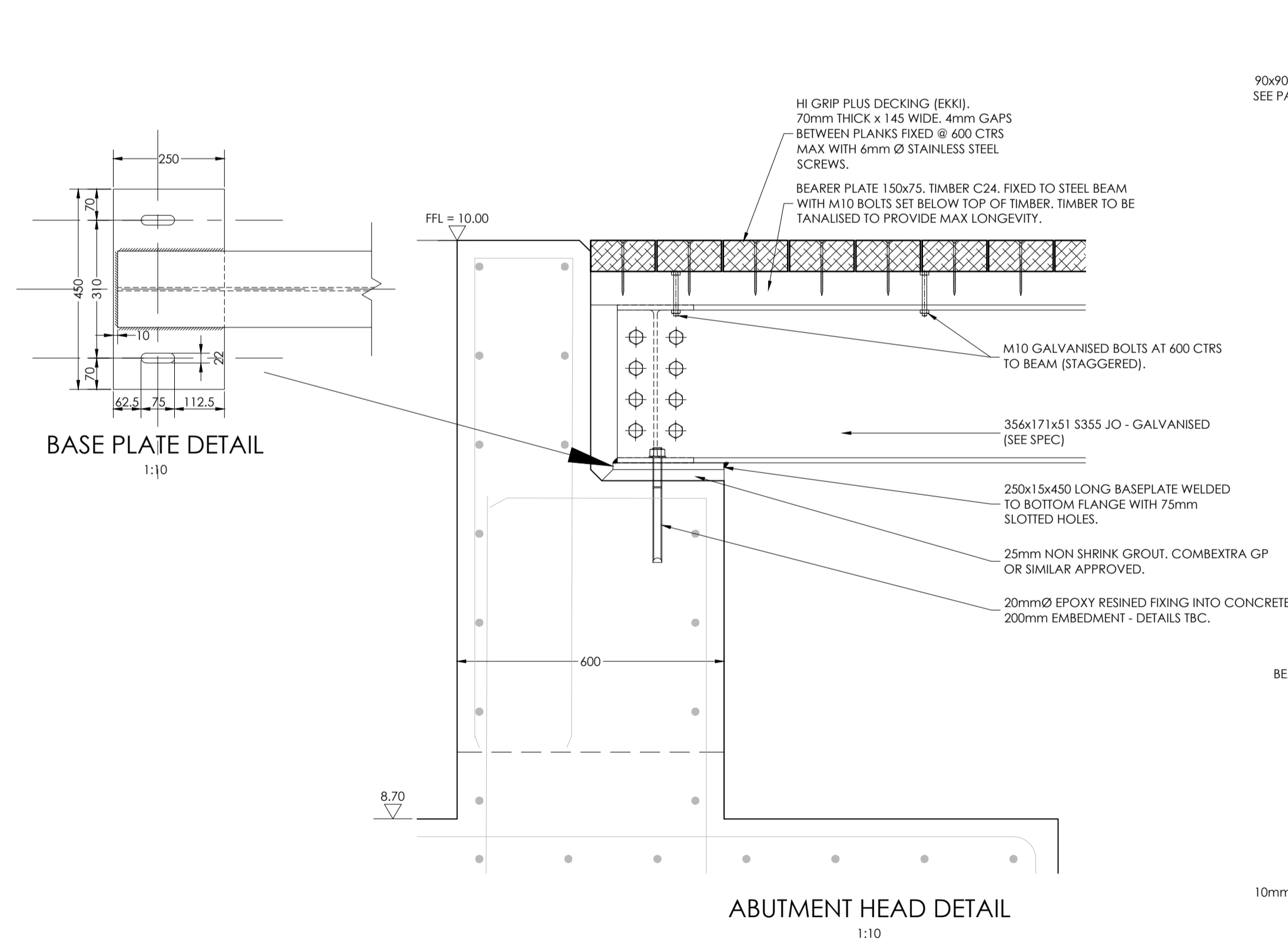
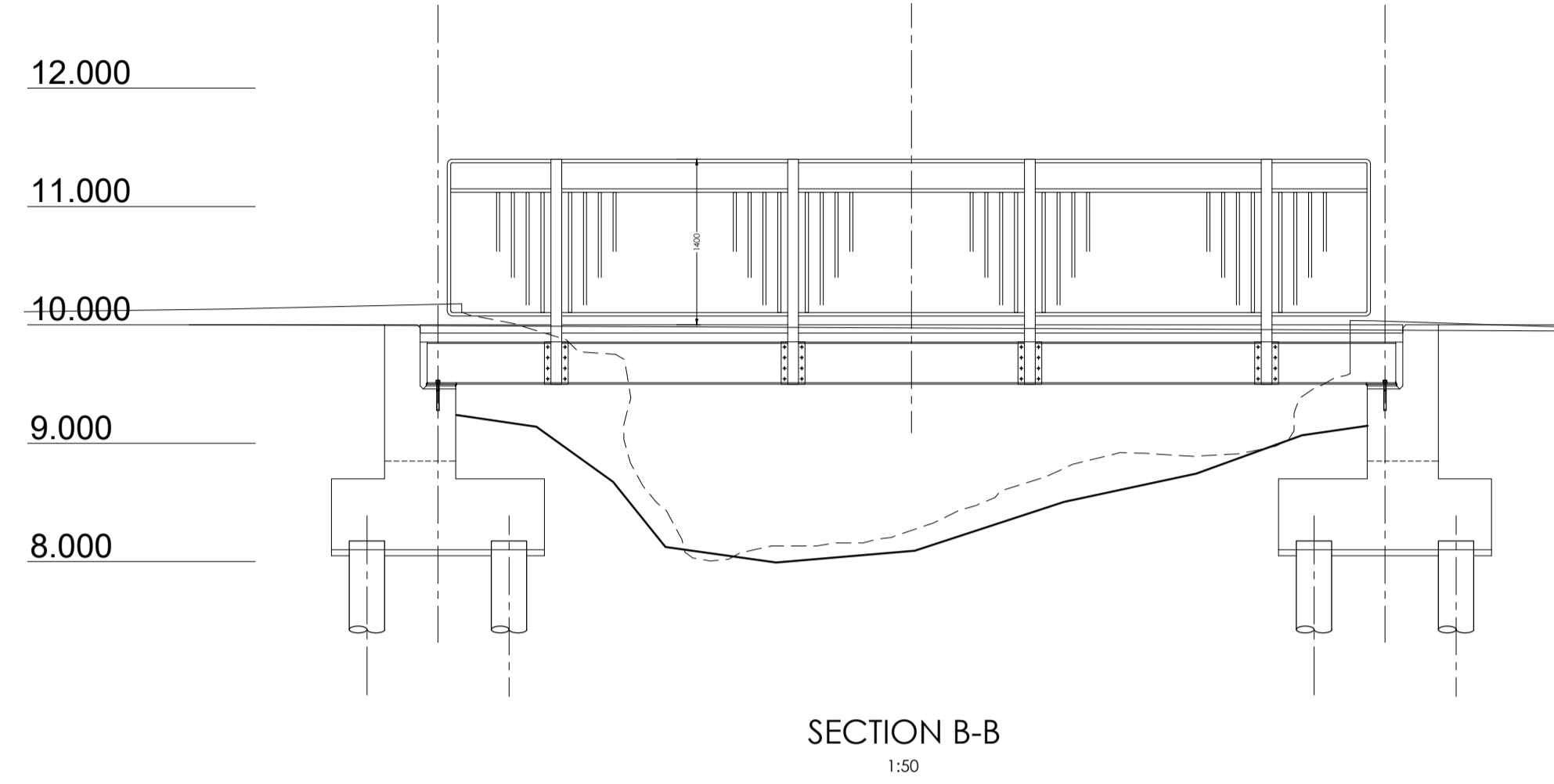
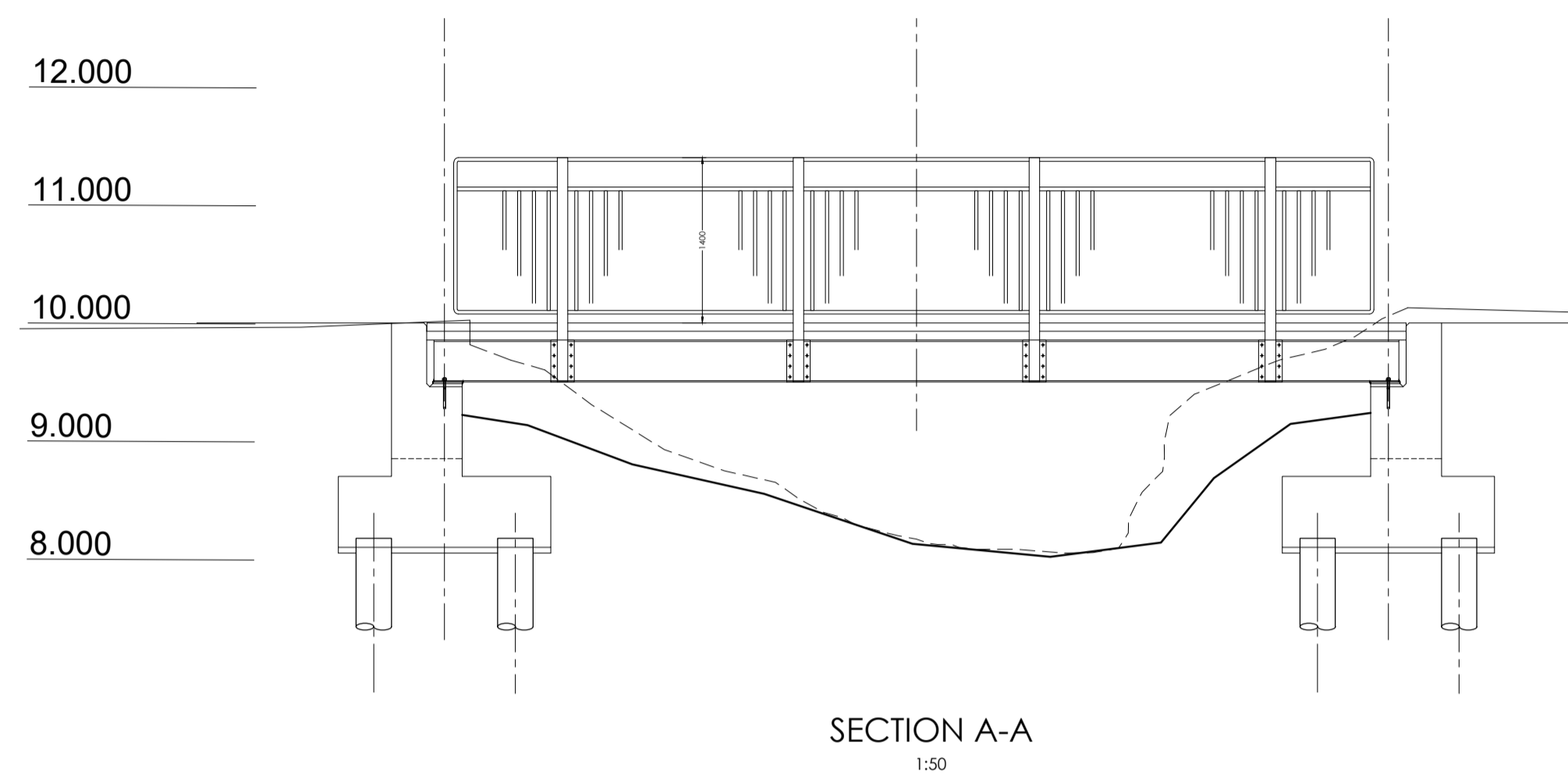


GENERAL NOTES:

- THIS DRAWING TO BE READ IN CONJUNCTION WITH ALL SPECIFICATIONS AND ALL RELEVANT ARCHITECTS, ENGINEERS, SERVICES AND SPECIALISTS DRAWINGS.
SHOULD NOTES GIVEN ON THIS DRAWING DIFFER FROM THE SPECIFICATION CLARIFICATION IS TO BE SOUGHT FROM THE ENGINEER.
- REFERENCES TO UK BUILDING REGULATIONS, BRITISH, EUROCODE OR OTHER NATIONAL STANDARDS OR CODES OF PRACTICE SHALL APPLY TO THE LATEST RELEVANT PUBLISHED VERSION INCLUDING ANY RELEVANT AMENDMENTS.
- THE WORKS DESCRIBED AND SPECIFIED ON THIS DRAWING AND ASSOCIATED DRAWINGS SHALL BE UNDERTAKEN IN ACCORDANCE WITH ALL CURRENT HEALTH AND SAFETY LEGISLATION.
ALL DUTIES REGARDING THE WORKS ARE TO BE CARRIED OUT IN ACCORDANCE WITH THE CONSTRUCTION DESIGN AND MANAGEMENT (C.D.M.) REGULATIONS 2015.
- DO NOT SCALE THIS DRAWING. - IF IN DOUBT - ASK.
- ALL DIMENSIONS AND LEVELS SHOWN ON THE DRAWINGS WHICH RELATE TO EXISTING BUILDINGS AND FEATURES ARE BASED ON SURVEY DRAWINGS AND THE CONTRACTOR IS TO SATISFY HIMSELF THAT DIMENSIONS, LEVELS ETC. ARE SUFFICIENTLY ACCURATE AND COMPLETE FOR FABRICATION.
WITHIN THE SPECIFIED TOLERANCES. OF ALL PREFABRICATED ELEMENTS. ALL LEVELS ARE RELATED TO THE DATUM. WHERE THIS DATUM IS UNCLEAR CLARIFICATION SHOULD BE SOUGHT FROM THE ARCHITECT.
- THE CONTRACTOR SHALL, AT THE OUTSET, ESTABLISH WITH THE LOCAL AUTHORITY, THEIR REQUIREMENT FOR INSPECTING THE WORKS, AND ADHERE TO THESE.
- WHERE A SEQUENCE OR METHOD OF CONSTRUCTION IS NOTED ON A DRAWING, IT SHOULD BE ADHERED TO AND ANY VARIATION TO THIS SHOULD BE AGREED IN ADVANCE WITH THE ENGINEER.
- THE CONTRACTOR IS RESPONSIBLE FOR THE DESIGN AND IMPLEMENTATION OF ALL TEMPORARY WORKS AND IS TO SUBMIT FULL PROPOSALS TO THE ENGINEER MINIMUM 14 DAYS PRIOR TO COMMENCING WORKS. ANY CHECKING UNDERTAKEN BY THE ENGINEER DOES NOT ALIENATE THE OVERALL RESPONSIBILITY OF THE CONTRACTOR FOR THE TEMPORARY STABILITY OF THE WORKS.
- THE CONTRACTOR IS RESPONSIBLE FOR LOCATING ALL EXISTING SERVICES PRIOR TO ANY WORKS COMMENCING.
- REFER TO ARCHITECTS DRAWINGS FOR ALL NON-STRUCTURAL WATERPROOFING AND WEATHERING DETAILS ETC.
- FURTHER NOTES APPEAR ON HOCKLEY & DAWSON DRAWINGS, WHICH ARE IN ADDITION TO THOSE WHICH APPEAR ON THIS DRAWING.
- ALL PROPRIETARY PRODUCTS ARE TO BE INSTALLED IN ACCORDANCE WITH MANUFACTURERS RECOMMENDATIONS.
ALL CONSTRUCTION PRODUCTS USED IN THE WORKS ARE TO CARRY THE CE MARK IN ACCORDANCE WITH THE CONSTRUCTION PRODUCTS REGULATIONS (CPR).
- REFER TO THE ARCHITECTS DRAWINGS FOR ALL DIMENSIONS, LEVELS AND SETTING OUT.
- 'U.N.O.' MEANS UNLESS NOTED OTHERWISE



rev	description	date
<p>Hockley & Dawson Consulting Engineers Hockley & Dawson Consulting Engineers Limited</p> <p>Telephone 01483 548784 admin@hockleyanddawson.co.uk www.hockleyanddawson.co.uk</p> <p>5 Btley Courtyard Bramley Surrey GU5 0LA</p>		
<p>project LEISURE CENTRE BRIDGE CRANLEIGH</p>		
<p>drawing title PROPOSED BRIDGE DETAILS SHEET 2 OF 2</p>		
Drawn DH	Checked CAS	© COPYRIGHT
Date December 2025	Scale As stated at A1	
Job No. 22277	Dwg No. 1 21	Rev